45TH CIRCUIT COURT
2021 ANNUAL
REPORT

THE CIRCUIT COURT – TRIAL DIVISION

Honorable Paul Stutesman

While the Circuit Court encompasses many areas, such as all Juvenile Proceedings and Friend of The Court actions, this report will be based on the trial division only.

The Staff of the 45th Circuit Court Trial Division consists of Kathryn Griffin, Court Administrator, and Samantha Overholt, Judicial Secretary/Court Reporter.

Technology Advancements

2021 we continued the development of imaging and strive towards the movement towards e-filing, which the State will be making mandatory in the near future. We have expanded the Image Soft beyond Domestic and Civil filings and now have criminal cases. In 2019 the use of remote hearings kept us going during the pandemic and continued throughout 2021.

SSSPP Program

Through a grant from State Court Administrative Office (SCAO), the Swift and Sure Sanctions Probation Program (SSSPP) is in the tenth year of

implementation. This intensive probation program is intended to defer high-risk defendants from prison through counseling, substance abuse treatment, and other forms of rehabilitation, such as Cognitive Behavioral Therapy. This program is a collaborative between the Michigan Department of Corrections, St. Joseph County Community Corrections, Community Mental Health and Substance Abuse Services of St. Joseph County, the Twin County Community Probation Center and Day Reporting Center, the St. Joseph County Sheriff's Department, and many other treatment providers. The design of the program funnels participants through four phases of intensive supervision, drug and alcohol testing, treatment, and clinical case management to allow participants an opportunity to gain necessary skills for the prevention of recidivism. Program violations result in immediate sanctions, which are a proven component of an effective probation.

Adult Drug Court Treatment Program

Through grants from the State Court Administrative Office (SCAO) and the Bureau of Justice Assistance (BJA), the Adult Drug Treatment Court (ADTC) continues to provide necessary services to qualifying drug offenders. The ADTC team is comprised of many of the same organizations as the Swift & Sure Sanctions Probation Program, but has a greater focus on treatment, rather than sanctions. There are weekly team meetings followed by weekly court sessions for the participants. During this five phase intensive probation and treatment program, participants gain tools for their recovery process and an understanding of how that relates to criminal behavior. Nationwide, 75% of drug court participants who successfully complete a program remain arrest-free for a minimum of two years following completion.

Both SSSPP and ADTC were able to stay in full force and running during the Covid pandemic thanks to Zoom.

Associations, Committees and Involvement

Judge Stutesman has been a member in the Michigan Judges Association (MJA) as an Executive Committee member and officer. As a representative of MJA he is currently on several others sub-committees such as the State Bar of Michigan Legislative Council.

Ms. Griffin is a long standing member of the Michigan Association of Circuit Court Administrators (MACCA)

In 2015 Ms. Griffin was elected to the Board of Directors for The National Association for Court Management (NACM). In 2021 she was sworn in as President of the Association by Chief Justice McCormack at the NACM Annual Conference. https://nacmnet.org/leadership/index.html

Both MJA and MACCA review and comment on legislation of importance to Michigan's judicial system. In addition they coordinate efforts with the Michigan Supreme Court and works to promote adequate resources for the judicial branch of government.

Judge Stutesman is actively involved with the Michigan Judicial Institute and has been a speaker and presenter at many of their educational seminars. There are numerous other committees through State Court Administrative Office that he is also involved. Currently serving on several committees.

Ms. Griffin is currently on four forms committees with the State Court Administrative Office. These committees meet once a year to develop new SCAO approved court forms or change existing forms due to changes in legislation. And is also on various other committees; such as the Clerk Certification Committee, Judicial Resources Recommendation, and Trial Court Performance Measures, to name a few.

Both Judge Stutesman and Ms. Griffin are currently serving on the newly formed Judicial Council Taskforce with SCAO on several various committees.

While all revenue sources are handled through the County Clerk's Office, the Circuit Court orders and enforces fines and costs in all criminal cases. Additional revenue comes from the State, from filing fees and court costs assessed by the County Clerk's Office.

Through the cooperation and diligence by County Clerk deputies, the Court has a collection process in place and Order to Show Cause Hearings are conducted bi-monthly to enforce collection.

Case Management

The 45th Circuit strictly adheres to the Michigan Court Rules time guidelines and SCAO Orders regarding caseflow management. As stated earlier, thanks to technology and remote hearings we were able to continue to run our dockets. Only exception was short periods of no jury trials due to the stage we were in with Covid.

2021 Caseload Data filed with the State Court Administrator's Office is attached:

New Filings, Clearance Rates, Case Age Rates

If cases are not disposed in a timely manner, a backlog of cases awaiting disposition will grow. This measure identifies, by case type or case group, emerging backlogs before they become a problem.

Courts should aspire to dispose of at least as many cases as have been filed and reopened in a period by having a clearance rate of 100 percent or higher. A rate of more than 100 percent demonstrates that the court is reducing the pending caseload; a rate of less than 100 percent indicates the court is adding to its pending caseload. Clearance rates naturally fluctuate above and below 100 percent, but clearance rates that are consistently under 100 percent can lead to backlogs.

Footnotes for New Filings

New filing trends are provided for context.
Mental illess (MI) filings include original, second, and continuing petitions.

Footnotes for Clearance Rates

Clearance rates are not calculated when there are fewer than 10 incoming cases.
Clearance rates equal the outgoing cases (disposed or made inactive) divided by the incoming cases (filed or reopened).

Footnotes for Case Age Rates

Case age rates are not calculated for courts or judges with fewer than 10 cases disposed or pending over the guideline.
For child protective (NA) cases, the age of the petition is reported and counted for each child named in the petition.
For small estates (PE), the case age is not reported to SCAO and, therefore, excluded from the case age tables.
Cases handled by referees are included under the assigned judge.
Case age rates for judges and magistrates are sorted by case volume.

Case Type Groups

Circuit Criminal: AX, FC, FH, FJ
Circuit Civil: Case types starting with C, N, or P.
Paternity and Support: DC, DP, DS, DZ, UD, UE
Divorce Without Minor Children: DO
Divorce With Minor Children: DM
Child Protective: NA
Delinquency: DL
Estate: DA, DE, DH, PE
Guardianship and Conservatorship: CA, CY, DD, GA, GL, GM, LG, PO
Mental Illness and Judicial Admission: MI, JA
Civil and Trust: CZ, TT, TV
District Felony: EX, FY, FD, FT
Misdemeanor: OM, SM, OD, SD, OT, ST
Civil Infraction: OI, SI, ON, SN, OK, SK
General Civil: GC, GZ
Summary Civil: LT, SC, SP

CIRCUIT COURT CRIMINAL FILINGS, CLEARANCE RATES, AND CASE AGE RATES

New Filing Trends

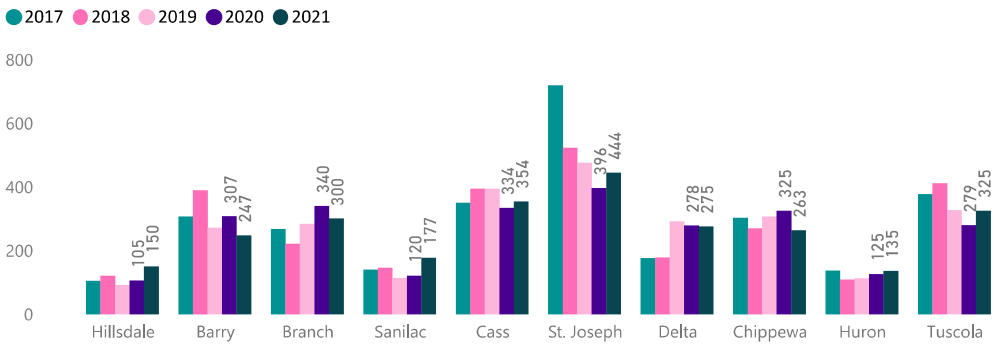

Court Clearance Rates

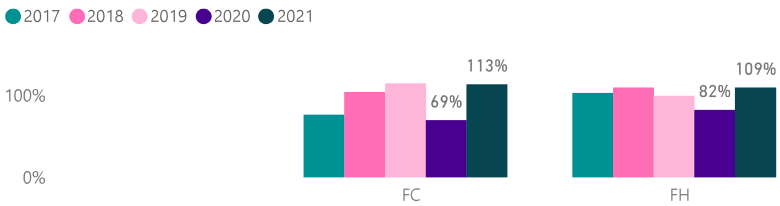

Case Age Trends

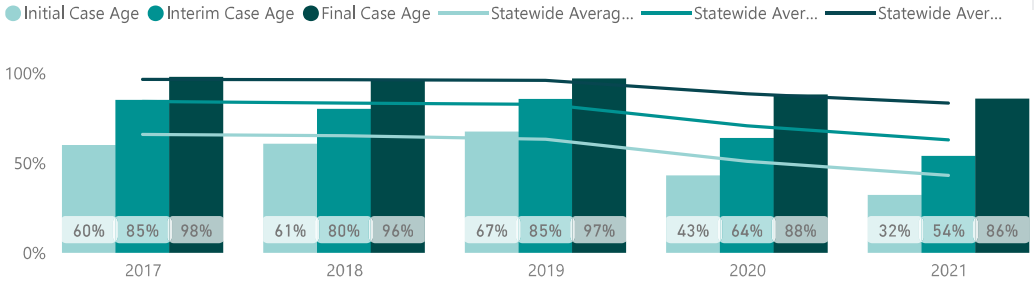

Percent Disposed within 91 Days

Initial time Guideline	Statewide Average	Small County Average
70%	43%	42%

Percent Disposed within 154 Days

Interim Time Guideline	Statewide Average	Small County Average
85%	63%	59%

Percent Disposed within 301 Days

Final Time Guideline	Statewide Average	Small County Average
98%	83%	80%

County Case Age Rates

Court Code	County	Cases Pending Over 301 Days	Disposed within 91 Days	Disposed within 154 Days	Disposed within 301 Days
C01	Hillsdale County	2	74%	86%	96%
C05	Barry County	0	80%	92%	98%
C15	Branch County	31	31%	54%	82%
C24	Sanilac County	1	69%	88%	97%
C43	Cass County	61	23%	38%	64%
C45	St. Joseph County	20	32%	54%	86%
C47	Delta County	16	21%	41%	75%
C50	Chippewa County	116	10%	17%	44%
C52	Huron County	5	49%	64%	82%
C54	Tuscola County	14	35%	55%	76%

CIRCUIT COURT CRIMINAL CASE AGE RATES

*This document is for internal use, not for publication. Rates for individual judges may include cases or dockets inherited from another judge. Rates are not calculated for judges with fewer than 10 cases disposed or pending over the guidelines.

Percent Disposed within 91 Days - Judge Averages

Initial Time Guideline	Statewide Average	Small County Average
70%	41%	41%

Percent Disposed within 154 Days - Judge Averages

Interim Time Guideline	Statewide Average	Small County Average
85%	59%	65%

Percent Disposed within 301 Days - Judge Averages

Final Time Guideline	Statewide Average	Small County Average
98%	79%	83%

Judge Case Age Rates

Court Code	County	Judicial Officer	Cases Pending Over 301 Days	Disposed within 91 Days	Disposed within 154 Days	Disposed within 301 Days
C45	St. Joseph County	Honorable Paul E. Stutesman	19	32%	54%	86%
C45	St. Joseph County	Honorable Jeffrey C. Middleton	0			
C45	St. Joseph County	Honorable Robert Pattison	1			

CIRCUIT COURT CIVIL FILINGS, CLEARANCE RATES, AND CASE AGE RATES

New Filing Trends

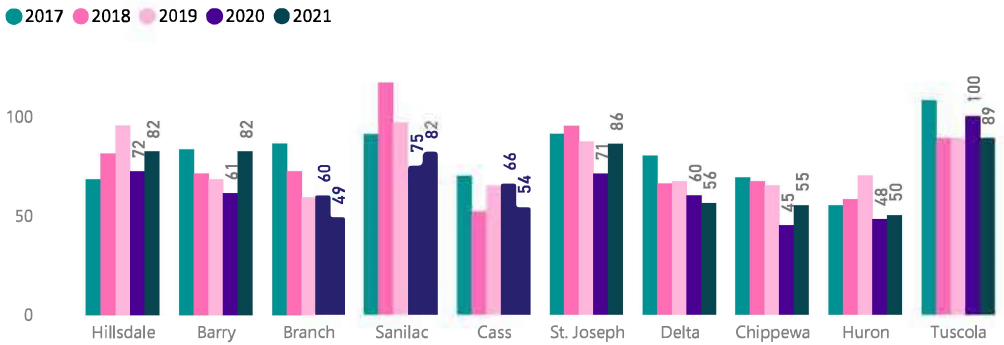

Court Clearance Rates

Case Age Trends

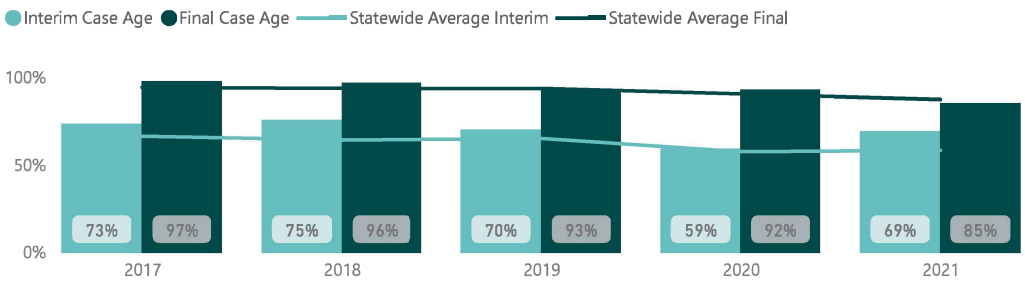

Percent Disposed within 364 Days

Interim Time Guideline	Statewide Average	Small County Average
70%	58%	60%

Percent Disposed within 728 Days

Final Time Guideline	Statewide Average	Small County Average
95%	87%	87%

County Case Age Rates

Court Code	County	Cases Pending Over 728 Days	Disposed within 364 Days	Disposed within 728 Days
C01	Hillsdale County	0	63%	91%
C05	Barry County	2	70%	94%
C15	Branch County	5	44%	88%
C24	Sanilac County	7	51%	85%
C43	Cass County	1	87%	99%
C45	St. Joseph County	8	69%	85%
C47	Delta County	4	68%	92%
C50	Chippewa County	12	57%	77%
C52	Huron County	12	42%	72%
C54	Tuscola County	8	49%	85%

CIRCUIT COURT CIVIL CASE AGE RATES

*This document is for internal use, not for publication. Rates for individual judges may include cases or dockets inherited from another judge. Rates are not calculated for judges with fewer than 10 cases disposed or pending over the guidelines.

Percent Disposed within 364 Days - Judge Averages

Interim Time Guideline	Statewide Average	Small County Average
70%	52%	60%

Percent Disposed within 728 Days - Judge Averages

Final Time Guideline	Statewide Average	Small County Average
95%	86%	87%

Judge Case Age Rates

Court Code	County	Judicial Officer	Cases Pending Over 728 Days	Disposed within 364 Days	Disposed within 728 Days
C45	St. Joseph County	Honorable Paul E. Stutesman	7	70%	85%
C45	St. Joseph County	Honorable Dennis M. Wiley	0		
C45	St. Joseph County	Honorable Jeffrey C. Middleton	0		
C45	St. Joseph County	Honorable Terence Ackert	1		

CIRCUIT COURT PATERNITY AND SUPPORT FILINGS, CLEARANCE RATES, AND CASE AGE RATES

New Filing Trends

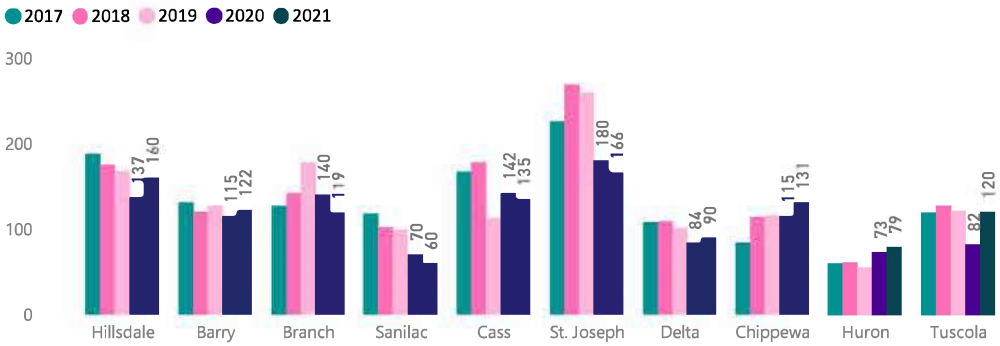

Court Clearance Rates

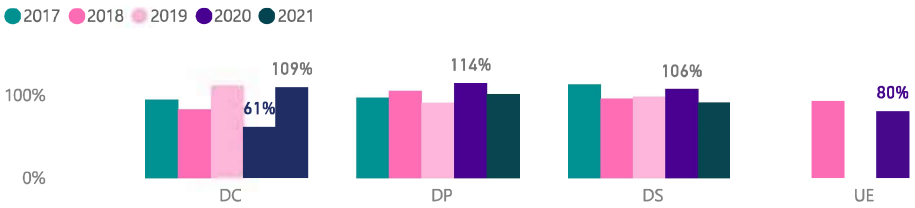

Case Age Trends

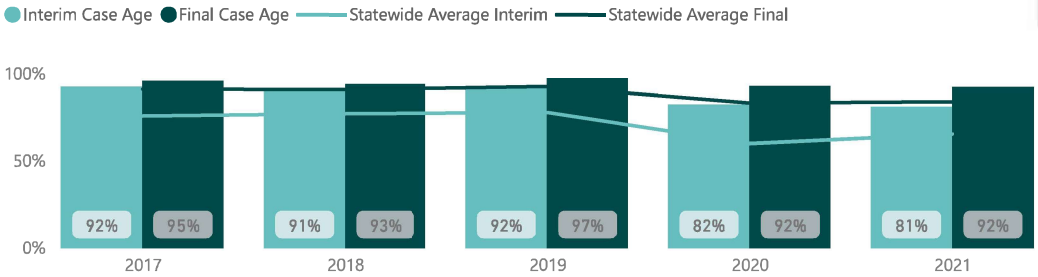

Percent Disposed within 147 Days

Interim Time Guideline	Statewide Average	Small County Average
75%	65%	74%

Percent Disposed within 238 Days

Final Time Guideline	Statewide Average	Small County Average
95%	83%	91%

County Case Age Rates

Court Code	County	Cases Pending Over 238 Days	Disposed within 147 Days	Disposed within 238 Days
C01	Hillsdale County	0	94%	97%
C05	Barry County	2	64%	86%
C15	Branch County	9	45%	71%
C24	Sanilac County	1	78%	90%
C43	Cass County	0	66%	98%
C45	St. Joseph County	1	81%	92%
C47	Delta County	0	68%	91%
C50	Chippewa County	4	81%	93%
C52	Huron County	0	79%	95%
C54	Tuscola County	2	80%	92%

CIRCUIT COURT PATERNITY AND SUPPORT CASE AGE RATES

*This document is for internal use, not for publication. Rates for individual judges may include cases or dockets inherited from another judge. Rates are not calculated for judges with fewer than 10 cases disposed or pending over the guidelines.

Percent Disposed within 147 Days - Judge Averages

Interim Time Guideline	Statewide Average	Small County Average
75%	62%	74%

Percent Disposed within 238 Days - Judge Averages

Final Time Guideline	Statewide Average	Small County Average
95%	80%	90%

Judge Case Age Rates

Court Code	County	Judicial Officer	Cases Pending Over 238 Days	Disposed within 147 Days	Disposed within 238 Days
C45	St. Joseph County	Honorable Robert Pattison	1	79%	92%
C45	St. Joseph County	Honorable David C. Tomlinson	0	90%	90%
C45	St. Joseph County	Honorable Kirk A. Kashian	0		

CIRCUIT COURT DIVORCE WITHOUT MINOR CHILDREN FILINGS, CLEARANCE RATES, AND CASE AGE RATES

New Filing Trends

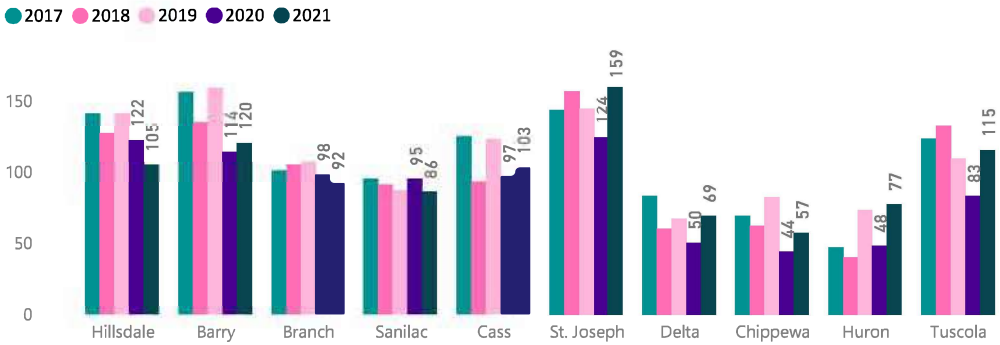

Court Clearance Rates



Case Age Trends

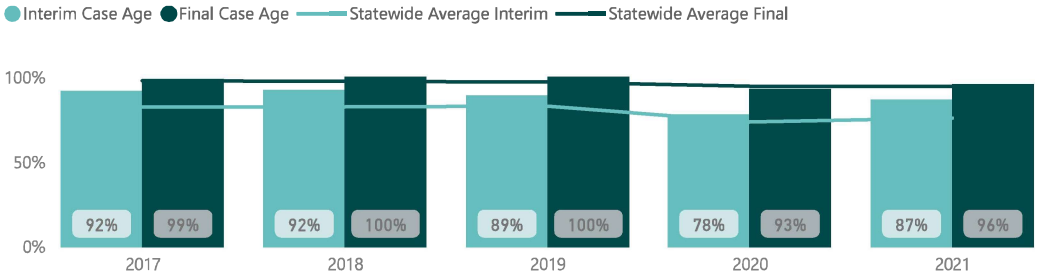

Percent Disposed within 182 Days

Interim Time Guideline	Statewide Average	Small County Average
85%	76%	77%

Percent Disposed within 364 Days

Final Time Guideline	Statewide Average	Small County Average
98%	94%	94%

County Case Age Rates

Court Code	County	Cases Pending Over 364 days	Disposed within 182 Days	Disposed within 364 Days
C01	Hillsdale County	1	95%	99%
C05	Barry County	2	76%	96%
C15	Branch County	0	68%	93%
C24	Sanilac County	0	85%	97%
C43	Cass County	0	63%	95%
C45	St. Joseph County	1	87%	96%
C47	Delta County	2	60%	87%
C50	Chippewa County	3	73%	82%
C52	Huron County	0	77%	100%
C54	Tuscola County	0	90%	99%

CIRCUIT COURT DIVORCE WITHOUT MINOR CHILDREN CASE AGE RATES

*This document is for internal use, not for publication. Rates for individual judges may include cases or dockets inherited from another judge. Rates are not calculated for judges with fewer than 10 cases disposed or pending over the guidelines.

Percent Disposed within 182 Days - Judge Averages

Interim Time Guideline	Statewide Average	Small County Average
85%	75%	79%

Percent Disposed within 364 Days - Judge Averages

Final Time Guideline	Statewide Average	Small County Average
98%	95%	95%

Judge Case Age Rates

Court Code	County	Judicial Officer	Cases Pending Over 364 Days	Disposed within 182 Days	Disposed within 364 Days
C45	St. Joseph County	Honorable Paul E. Stutesman	1	87%	96%

CIRCUIT COURT DIVORCE WITH MINOR CHILDREN FILINGS, CLEARANCE RATES, AND CASE AGE RATES

New Filing Trends

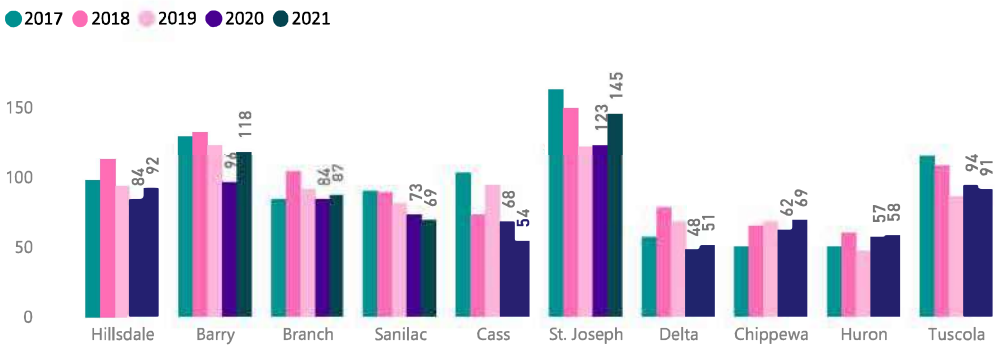

Court Clearance Rates



Case Age Trends

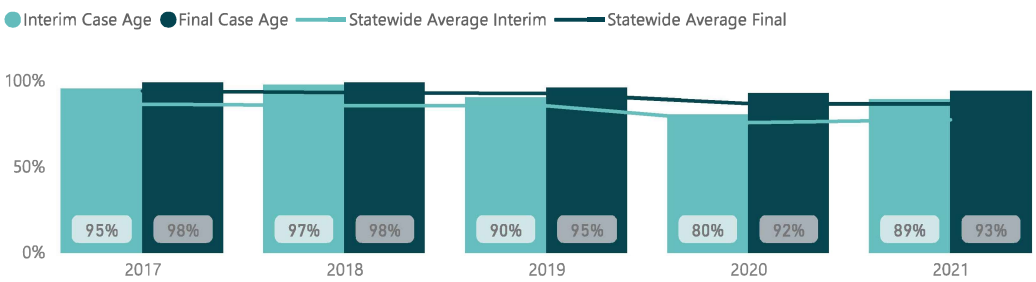

Percent Disposed within 301 Days

Interim Time Guideline	Statewide Average	Small County Average
85%	77%	81%

Percent Disposed within 364 Days

Final Time Guideline	Statewide Average	Small County Average
95%	86%	89%

County Case Age Rates

Court Code	County	Cases Pending Over 364 Days	Disposed within 301 Days	Disposed within 364 Days
C01	Hillsdale County	0	89%	95%
C05	Barry County	0	87%	93%
C15	Branch County	6	72%	85%
C24	Sanilac County	0	87%	96%
C43	Cass County	1	86%	95%
C45	St. Joseph County	3	89%	93%
C47	Delta County	6	51%	69%
C50	Chippewa County	8	62%	69%
C52	Huron County	0	98%	100%
C54	Tuscola County	0	91%	99%

CIRCUIT COURT DIVORCE WITH MINOR CHILDREN CASE AGE RATES

*This document is for internal use, not for publication. Rates for individual judges may include cases or dockets inherited from another judge. Rates are not calculated for judges with fewer than 10 cases disposed or pending over the guidelines.

Percent Disposed within 301 Days - Judge Averages

Interim Time Guideline	Statewide Average	Small County Average
85%	78%	83%

Percent Disposed within 364 Days - Judge Averages

Interim Time Guideline	Statewide Average	Small County Average
95%	87%	91%

Judge Case Age Rates

Court Code	County	Judicial Officer	Cases Pending Over 364 Days	Disposed within 301 Days	Disposed within 364 Days
C45	St. Joseph County	Honorable Robert Pattison	3	90%	94%
C45	St. Joseph County	Honorable David C. Tomlinson	0		
C45	St. Joseph County	Honorable Brian Kirkham	0		
C45	St. Joseph County	Honorable P. William O'Grady	0		

CIRCUIT COURT CHILD PROTECTIVE IN PLACEMENT FILINGS, CLEARANCE RATES, AND CASE AGE RATES

New Filing Trends

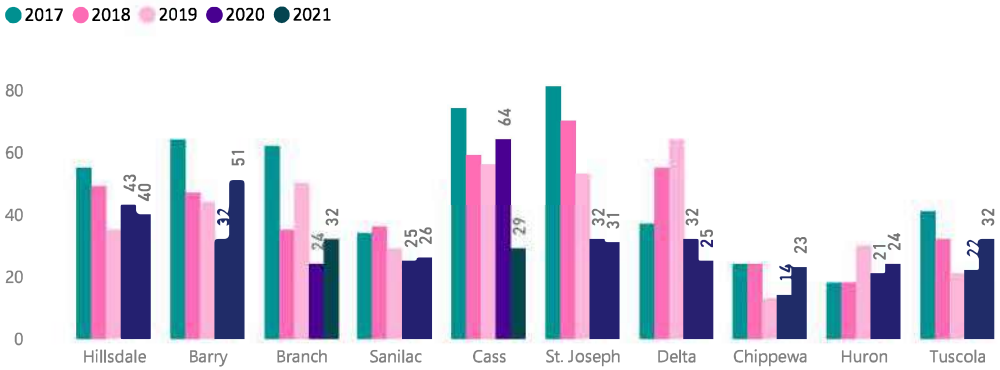

Court Clearance Rates

Case Age Trends

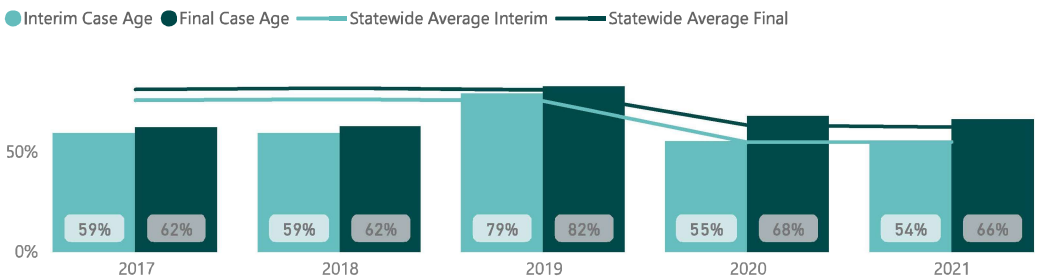

Percent Disposed within 84 Days

Interim Time Guideline	Statewide Average	Small County Average
75%	55%	62%

Percent Disposed within 98 Days

Final Time Guideline	Statewide Average	Small County Average
85%	62%	68%

County Case Age Rates

Court Code	County	Cases Pending Over 98 Days	Disposed within 84 days	Disposed within 98 Days
C05	Barry County	0	74%	87%
C15	Branch County	0	72%	93%
C43	Cass County	0	100%	100%
C50	Chippewa County	1	40%	45%
C47	Delta County	0	100%	100%
C01	Hillsdale County	0		
C52	Huron County	7	7%	7%
C24	Sanilac County	0	53%	53%
C45	St. Joseph County	1	54%	66%
C54	Tuscola County	4	58%	58%

CIRCUIT COURT CHILD PROTECTIVE IN PLACEMENT CASE AGE RATES

*This document is for internal use, not for publication. Rates for individual judges may include cases or dockets inherited from another judge. Rates are not calculated for judges with fewer than 10 cases disposed or pending over the guidelines.

Percent Disposed within 84 Days - Judge Averages

Interim Time Guideline	Statewide Average	Small County Average
75%	52%	62%

Percent Disposed within 98 Days - Judge Averages

Final Time Guideline	Statewide Average	Small County Average
85%	58%	68%

Judge Case Age Rates

Court Code	County	Judicial Officer	Cases Pending Over 98 Days	Disposed within 84 days	Disposed within 98 days
C45	St. Joseph County	Honorable David C. Tomlinson	1	54%	66%

CIRCUIT COURT CHILD PROTECTIVE NOT IN PLACEMENT FILINGS, CLEARANCE RATES, AND CASE AGE RATES

Children Associated with NA Petitions

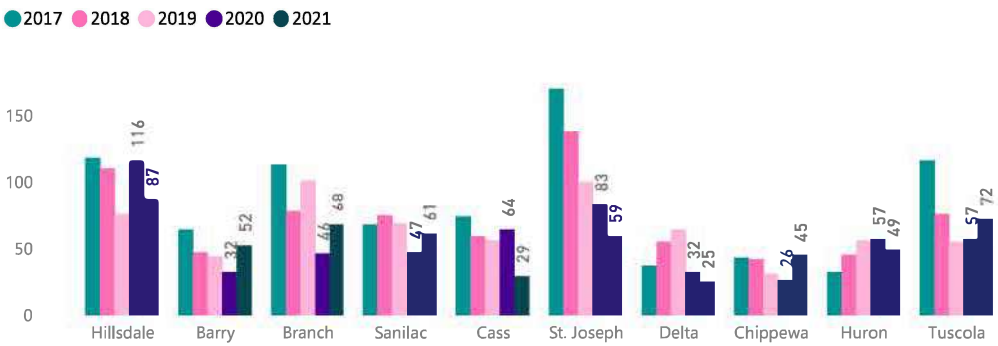

Court Clearance Rates

Case Age Trends

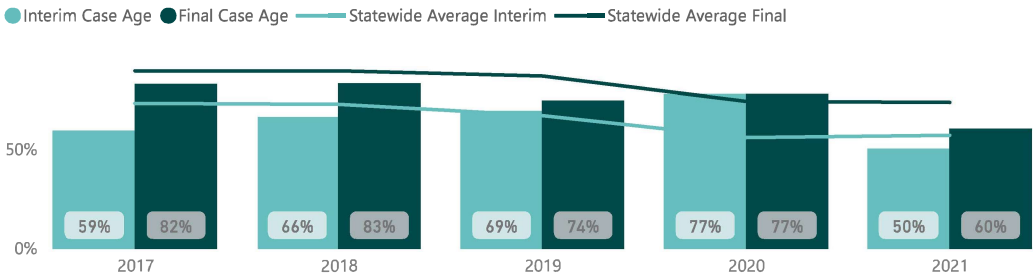

Percent Disposed within 119 Days

Interim Time Guideline	Statewide Average	Small County Average
75%	57%	66%

Percent Disposed within 210 Days

Final Time Guideline	Statewide Average	Small County Average
95%	73%	74%

County Case Age Rates

Court Code	County	Cases Pending Over 210 Days	Disposed within 119 Days	Disposed within 210 Days
C01	Hillsdale County	0		
C05	Barry County	0		
C15	Branch County	2	88%	88%
C24	Sanilac County	1	68%	68%
C43	Cass County	0	52%	91%
C45	St. Joseph County	5	50%	60%
C47	Delta County	0		
C50	Chippewa County	0	80%	80%
C52	Huron County	3	50%	55%
C54	Tuscola County	15	73%	78%

CIRCUIT COURT CHILD PROTECTIVE NOT IN PLACEMENT CASE AGE RATES

*This document is for internal use, not for publication. Rates for individual judges may include cases or dockets inherited from another judge. Rates are not calculated for judges with fewer than 10 cases disposed or pending over the guidelines.

Percent Disposed within 119 Days - Judge Averages

Interim Time Guideline	Statewide Average	Small County Average
75%	52%	66%

Percent Disposed within 210 Days - Judge Averages

Final Time Guideline	Statewide Average	Small County Average
95%	72%	74%

Judge Case Age Rates

Court Code	County	Judicial Officer	Cases Pending Over 210 Days	Disposed within 119 Days	Disposed within 210 Days
C45	St. Joseph County	Honorable David C. Tomlinson	5	50%	60%

CIRCUIT COURT DELINQUENCY JUVENILE DETAINED FILINGS, CLEARANCE RATES, AND CASE AGE RATES

New Filing Trends

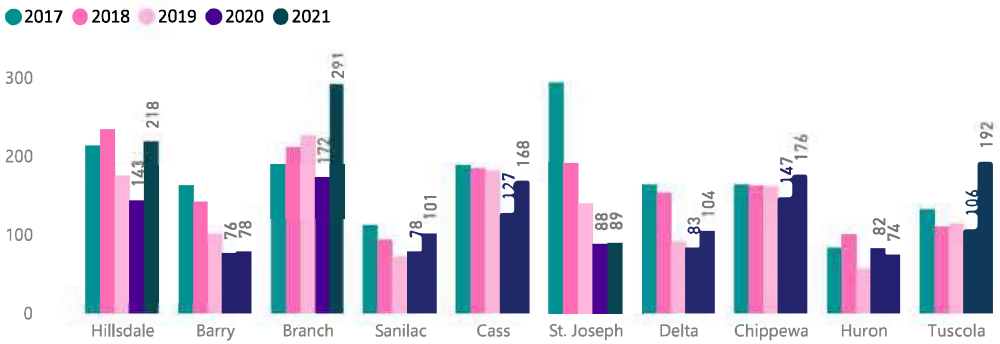

Court Clearance Rates



Case Age Trends

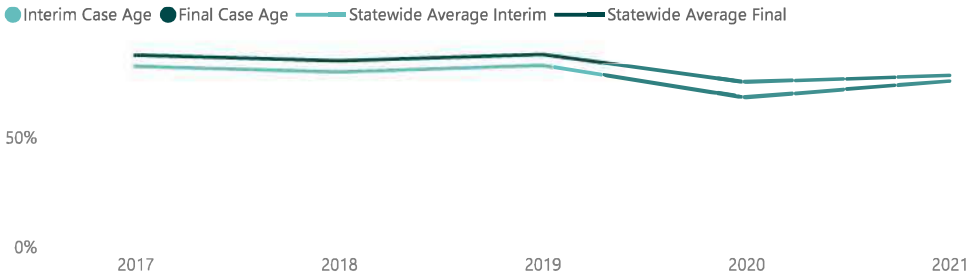

Percent Disposed within 84 Days

Interim Time Guideline	Statewide Average	Small County Average
80%	75%	(Blank)

Percent Disposed within 98 Days

Final Time Guideline	Statewide Average	Small County Average
90%	78%	(Blank)

County Case Age Rates

Court Code	County	Cases Pending Over 98 Days	Disposed within 84 Days	Disposed wthin 98 Days
C01	Hillsdale County	0		
C05	Barry County	0		
C15	Branch County	0		
C24	Sanilac County	0		
C43	Cass County	0		
C45	St. Joseph County	0		
C47	Delta County	0		
C50	Chippewa County	0		
C52	Huron County	6		
C54	Tuscola County	4		

CIRCUIT COURT DELINQUENCY JUVENILE DETAINED CASE AGE RATES

*This document is for internal use, not for publication. Rates for individual judges may include cases or dockets inherited from another judge. Rates are not calculated for judges with fewer than 10 cases disposed or pending over the guidelines.

Percent Disposed within 84 Days - Judge Averages

Interim Time Guideline	Statewide Average	Small County Average
80%	65%	(Blank)

Percent Disposed within 98 Days - Judge Averages

Final Time Guideline	Statewide Average	Small County Average
90%	69%	(Blank)

Judge Case Age Rates

Court Code	County	Judicial Officer	Cases Pending Over 98 Days	Disposed within 84 days	Disposed within 98 Days
C45	St. Joseph County	Honorable David C. Tomlinson	0		

CIRCUIT COURT DELINQUENCY JUVENILE NOT DETAINED FILINGS, CLEARANCE RATES, AND CASE AGE RATES

New Filing Trends

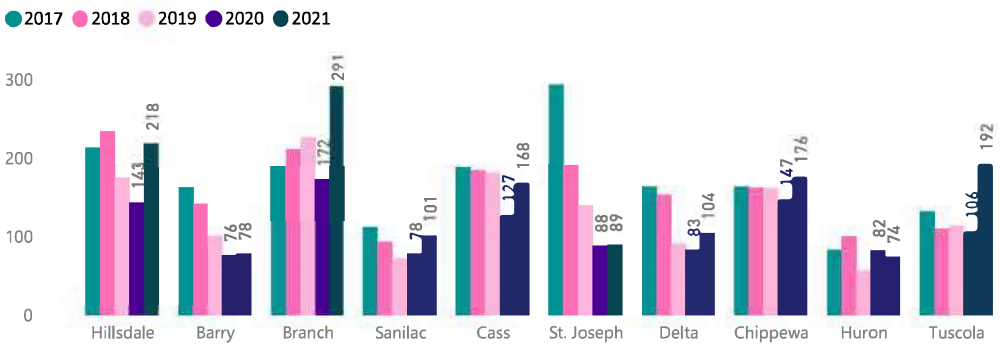

Court Clearance Rates

Case Age Trends

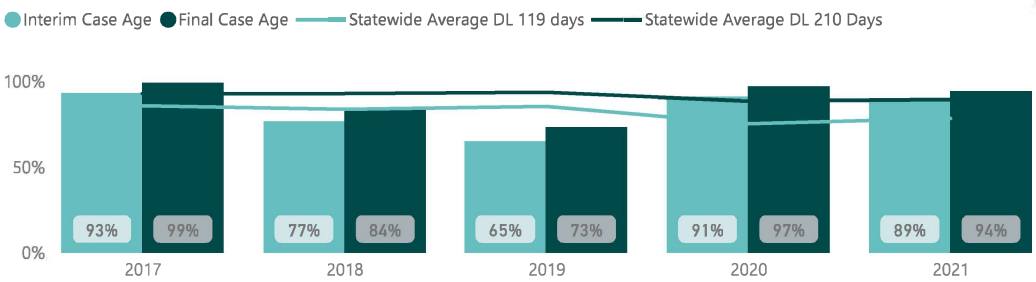

Percent Disposed within 119 Days

Interim Time Guideline	Statewide Average	Small County Average
75%	78%	82%

Percent Disposed within 210 Days

Final Time Guideline	Statewide Average	Small County Average
98%	89%	89%

County Case Age Rates

Court Code	County	Cases Pending Over 210 Days	Disposed within 119 Days	Disposed within 210 Days
C01	Hillsdale County	0		
C05	Barry County	0	98%	100%
C15	Branch County	0	93%	93%
C24	Sanilac County	3	82%	92%
C43	Cass County	0	100%	100%
C45	St. Joseph County	1	89%	94%
C47	Delta County	0	100%	100%
C50	Chippewa County	1	82%	96%
C52	Huron County	10	38%	43%
C54	Tuscola County	2	61%	82%

CIRCUIT COURT DELINQUENCY JUVENILE NOT DETAINED CASE AGE RATES

*This document is for internal use, not for publication. Rates for individual judges may include cases or dockets inherited from another judge. Rates are not calculated for judges with fewer than 10 cases disposed or pending over the guidelines.

Percent Disposed within 119 Days - Judge Averages

Interim Time Guideline	Statewide Average	Small County Average
80%	72%	82%

Percent Disposed within 210 Days - Judge Averages

Final Time Guideline	Statewide Average	Small County Average
90%	86%	89%

Judge Case Age Rates

Court Code	County	Judicial Officer	Cases Pending Over 210 Days	Disposed within 119 Days	Disposed within 210 Days
C45	St. Joseph County	Honorable David C. Tomlinson	1	89%	94%

2018-2021 CIRCUIT COURT CLEARANCE RATES

Clearance rates are not calculated for case groups with fewer than 10 incoming cases. Incoming cases (In) are cases filed or reopened. Outgoing cases (Out) are cases disposed or made inactive. The clearance rate equals the outgoing cases divided by the incoming cases.

Court Clearance Rates

Year	2018			2019			2020			2021			**Total**		
Case Type Group	In	Out	Clearance Rate	In	Out	Clearance Rate	In	Out	Clearance Rate	In	Out	Clearance Rate	**In**	**Out**	**Clearance Rate**
Administrative Review and Extraordinary Writs	**12**	**10**	**83%**	**9**	**11**		**9**	**10**		**8**	**8**		**38**	**39**	**103%**
AH	0	0		0	0		0	0		0	0		**0**	**0**	
AL	11	10	91%	9	11		8	8		7	7		**35**	**36**	**103%**
AS	0	0		0	0		0	0		0	0		**0**	**0**	
AW	1	0		0	0		1	2		1	1		**3**	**3**	
Appeals	**3**	**5**		**4**	**2**		**5**	**6**		**2**	**2**		**14**	**15**	**107%**
AA	1	1		2	0		2	3		0	1		**5**	**5**	
AE	0	1		0	0		1	0		1	1		**2**	**2**	
AP	0	0		0	0		1	1		0	0		**1**	**1**	
AR	1	1		0	1		0	0		1	0		**2**	**2**	
AV	1	2		2	1		1	2		0	0		**4**	**5**	
Criminal	**675**	**735**	**109%**	**593**	**590**	**99%**	**479**	**389**	**81%**	**539**	**589**	**109%**	**2,286**	**2,303**	**101%**
AX	0	0		0	0		0	0		0	0		**0**	**0**	
FC	27	28	104%	21	24	114%	26	18	69%	23	26	113%	**97**	**96**	**99%**
FH	648	707	109%	572	566	99%	453	371	82%	516	563	109%	**2,189**	**2,207**	**101%**
FJ	0	0		0	0		0	0		0	0		**0**	**0**	

2018-2021 CIRCUIT COURT CLEARANCE RATES

Clearance rates are not calculated for case groups with fewer than 10 incoming cases. Incoming cases (In) are cases filed or reopened. Outgoing cases (Out) are cases disposed or made inactive. The clearance rate equals the outgoing cases divided by the incoming cases.

Court Clearance Rates

Year	2018			2019			2020			2021			**Total**		
Case Type Group	In	Out	Clearance Rate	In	Out	Clearance Rate	In	Out	Clearance Rate	In	Out	Clearance Rate	**In**	**Out**	**Clearance Rate**
Civil	**102**	**103**	**101%**	**92**	**92**	**100%**	**73**	**76**	**104%**	**88**	**86**	**98%**	**355**	**357**	**101%**
CB	1	2		2	0		2	2		4	4		**9**	**8**	
CC	0	0		0	0		0	0		0	0		**0**	**0**	
CD	0	1		1	1		0	0		0	0		**1**	**2**	
CE	0	1		0	0		0	0		0	0		**0**	**1**	
CF	4	3		1	4		1	0		1	1		**7**	**8**	
CH	22	19	86%	11	15	136%	5	6		25	19	76%	**63**	**59**	**94%**
CK	14	25	179%	15	13	87%	10	11	110%	16	15	94%	**55**	**64**	**116%**
CL	0	0		0	0		0	0		0	0		**0**	**0**	
CP	0	0		0	0		0	0		0	0		**0**	**0**	
CR	0	0		0	0		0	0		0	0		**0**	**0**	
CZ	20	22	110%	21	21	100%	24	24	100%	22	19	86%	**87**	**86**	**99%**
ND	0	0		0	0		0	0		0	0		**0**	**0**	
NF	5	3		5	4		8	6		4	5		**22**	**18**	**82%**
NH	1	0		4	2		1	3		2	2		**8**	**7**	
NI	17	14	82%	15	14	93%	19	16	84%	8	16		**59**	**60**	**102%**
NM	0	0		1	1		0	0		0	0		**1**	**1**	
NO	10	7	70%	6	8		2	3		4	3		**22**	**21**	**95%**
NP	0	0		0	0		0	0		0	0		**0**	**0**	
NS	0	0		0	0		0	0		0	0		**0**	**0**	
NZ	4	4		3	4		0	1		0	0		**7**	**9**	
PC	0	0		0	0		0	0		0	0		**0**	**0**	
PD	4	2		6	4		1	4		1	2		**12**	**12**	**100%**
PR	0	0		0	0		0	0		0	0		**0**	**0**	
PS	0	0		0	0		0	0		0	0		**0**	**0**	
PZ	0	0		1	1		0	0		1	0		**2**	**1**	

2018-2021 CIRCUIT COURT CLEARANCE RATES

Clearance rates are not calculated for case groups with fewer than 10 incoming cases. Incoming cases (In) are cases filed or reopened. Outgoing cases (Out) are cases disposed or made inactive. The clearance rate equals the outgoing cases divided by the incoming cases.

Court Clearance Rates

Year	2018			2019			2020			2021			**Total**		
Case Type Group	In	Out	Clearance Rate	In	Out	Clearance Rate	In	Out	Clearance Rate	In	Out	Clearance Rate	**In**	**Out**	**Clearance Rate**
Paternity and Support	**271**	**260**	**96%**	**262**	**252**	**96%**	**181**	**184**	**102%**	**167**	**161**	**96%**	**881**	**857**	**97%**
DC	22	18	82%	18	20	111%	18	11	61%	23	25	109%	**81**	**74**	**91%**
DP	75	78	104%	75	67	89%	37	42	114%	40	40	100%	**227**	**227**	**100%**
DS	161	152	94%	163	158	97%	116	123	106%	100	90	90%	**540**	**523**	**97%**
DZ	0	0		0	0		0	0		1	1		**1**	**1**	
UD	0	0		0	0		0	0		0	0		**0**	**0**	
UE	13	12	92%	6	7		10	8	80%	3	5		**32**	**32**	**100%**
Divorce without Minor Children	**159**	**141**	**89%**	**148**	**168**	**114%**	**128**	**120**	**94%**	**167**	**159**	**95%**	**602**	**588**	**98%**
DO	159	141	89%	148	168	114%	128	120	94%	167	159	95%	**602**	**588**	**98%**
Divorce with Minor Children	**154**	**159**	**103%**	**125**	**126**	**101%**	**129**	**122**	**95%**	**151**	**149**	**99%**	**559**	**556**	**99%**
DM	154	159	103%	125	126	101%	129	122	95%	151	149	99%	**559**	**556**	**99%**
Child Protective	**70**	**66**	**94%**	**53**	**35**	**66%**	**33**	**30**	**91%**	**31**	**36**	**116%**	**187**	**167**	**89%**
NA	70	66	94%	53	35	66%	33	30	91%	31	36	116%	**187**	**167**	**89%**
Juvenile	**196**	**224**	**114%**	**155**	**173**	**112%**	**97**	**102**	**105%**	**109**	**101**	**93%**	**557**	**600**	**108%**
DJ	0	0		0	0		0	0		0	0		**0**	**0**	
DL	193	221	115%	145	163	112%	88	93	106%	96	91	95%	**522**	**568**	**109%**
PJ	3	3		3	3		4	4		4	4		**14**	**14**	**100%**
TL	0	0		7	7		5	5		9	6		**21**	**18**	**86%**

2018-2021 CIRCUIT COURT CLEARANCE RATES

Clearance rates are not calculated for case groups with fewer than 10 incoming cases. Incoming cases (In) are cases filed or reopened. Outgoing cases (Out) are cases disposed or made inactive. The clearance rate equals the outgoing cases divided by the incoming cases.

Court Clearance Rates

Year	2018			2019			2020			2021			**Total**		
Case Type Group	In	Out	Clearance Rate	In	Out	Clearance Rate	In	Out	Clearance Rate	In	Out	Clearance Rate	**In**	**Out**	**Clearance Rate**
Adoption	**71**	**72**	**101%**	**55**	**62**	**113%**	**39**	**32**	**82%**	**46**	**48**	**104%**	**211**	**214**	**101%**
AB	1	0		2	3		0	0		4	2		**7**	**5**	
AC	0	0		0	0		0	0		0	0		**0**	**0**	
AD	1	0		0	1		1	0		1	2		**3**	**3**	
AF	1	3		5	8		0	0		4	1		**10**	**12**	**120%**
AG	0	0		0	0		0	0		1	1		**1**	**1**	
AM	52	53	102%	32	35	109%	35	26	74%	26	32	123%	**145**	**146**	**101%**
AN	0	0		0	1		0	0		1	1		**1**	**2**	
AO	0	0		0	0		0	0		0	0		**0**	**0**	
AY	16	16	100%	16	14	88%	3	6		9	9		**44**	**45**	**102%**
Ancillary Proceedings	**0**	**0**		**0**	**0**		**0**	**0**		**0**	**0**		**0**	**0**	
CA	0	0		0	0		0	0		0	0		**0**	**0**	
CY	0	0		0	0		0	0		0	0		**0**	**0**	
DD	0	0		0	0		0	0		0	0		**0**	**0**	
GA	0	0		0	0		0	0		0	0		**0**	**0**	
GL	0	0		0	0		0	0		0	0		**0**	**0**	
GM	0	0		0	0		0	0		0	0		**0**	**0**	
JA	0	0		0	0		0	0		0	0		**0**	**0**	
LG	0	0		0	0		0	0		0	0		**0**	**0**	
MI	0	0		0	0		0	0		0	0		**0**	**0**	
PO	0	0		0	0		0	0		0	0		**0**	**0**	
Miscellaneous Family	**292**	**293**	**100%**	**368**	**368**	**100%**	**292**	**291**	**100%**	**381**	**379**	**99%**	**1,333**	**1,331**	**100%**
EM	0	0		0	0		0	0		0	0		**0**	**0**	
ID	0	0		0	0		0	0		0	0		**0**	**0**	
NB	0	0		0	0		0	0		1	0		**1**	**0**	
NC	24	26	108%	28	28	100%	19	18	95%	34	33	97%	**105**	**105**	**100%**
PH	43	43	100%	86	86	100%	100	100	100%	85	85	100%	**314**	**314**	**100%**
PP	224	223	100%	251	251	100%	173	173	100%	259	259	100%	**907**	**906**	**100%**
PW	0	0		0	0		0	0		0	0		**0**	**0**	
VF	0	0		1	1		0	0		0	0		**1**	**1**	
VP	1	1		2	2		0	0		2	2		**5**	**5**	